





Little Red Riding Hood Picture Story Sequence

Cut these images out and stick them in the correct order onto the next page.






Glue the story pictures in the correct order.






Little Red Riding Hood Picture Story Sequence

Cut these images and captions out and stick them in the correct order on the next page.






Little Red Riding Hood shouted for help and a woodcutter heard her calling.

The wolf ran to Grandma's house, put on her nightgown and waited for Little Red Riding Hood.

The woodcutter came and scared the Wolf away.








Little Red Riding Hood set off for Grandma's house with a basket of cookies.



Little Red Riding Hood met the big bad wolf.

Little Red Riding Hood realised the wolf was in her Grandma's bed and ran out of the house.

Glue the story pictures and captions in the correct order.









Little Red Riding Hood Picture Story Sequence

Cut these images out and stick them in the correct order onto the next page.





Glue the story pictures in the correct order. Write a description of what is happening in each picture.



Five horizontal lines for writing a description of the picture.

Five horizontal lines for writing a description of the picture.

